



Product Bulletin


IDC Ribbon Cable to Screw Terminal Boards

PB7625

IDC-STB

FEATURES

- Converts IDC Flat Ribbon Cable to Screw Terminals
- Screw Terminals accept wires up to 12AWG
- Available in several popular sizes
- Works with products from SCIDYNE and other manufacturers
- Mount using SNAPTRACK®, standoffs or DIN rail
- Touch-Safe terminals meet agency requirements
- Prototyping area for adding custom circuitry




APPLICATIONS

- Industrial Automation
- Process Control
- Scientific Apparatus
- Laboratories and Schools


PRODUCT DESCRIPTION

The IDC-STB family of screw terminal boards provides a convenient and secure way to transition from female IDC flat ribbon cables to individually accessible field terminations. All members share the same basic form and vary only in length as determined by the ribbon cable size and the number of screw terminals available. Each wire of the ribbon cable is routed to a separate screw terminal. The terminals accept wires in the range of 12-24AWG, allowing connections to a wide variety of external devices. In addition, a solder-pad prototyping area is provided which permits custom intermediate circuitry to be easily added. For versatility and ease of installation, the boards can be mounted in one of three ways: placed within a 3" SNAPTRACK®, by using standoffs or attaching to a DIN rail using optional SNAPTRACK® adapter clips.


Mounts Three Ways...



STANDOFF



SNAPTRACK

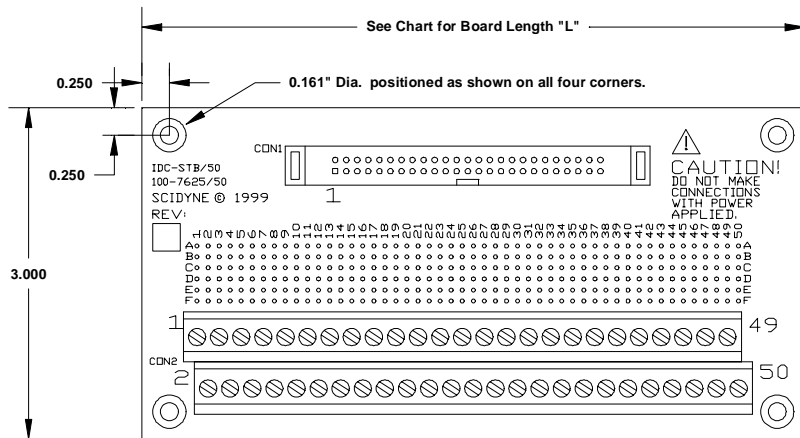


DIN RAIL

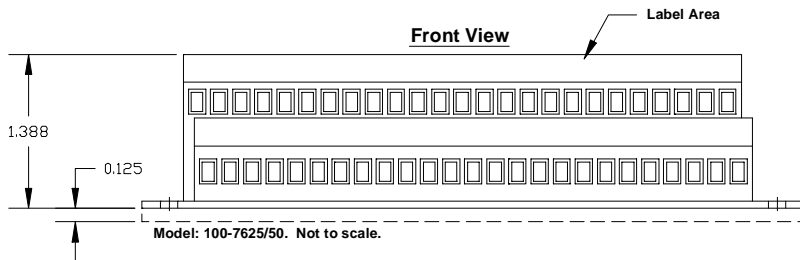
BENEFITS

Electronic devices often use IDC ribbon cables to route their signals to external devices. Although ribbon cables enable many connections to be made quickly, they are generally not suitable in real-world applications where field wires fan-out to numerous locations and are often much heavier in gauge. The IDC-STB family of terminal boards inexpensively combines the convenience of ribbon cables with the ability to connect individual large gauge wires.

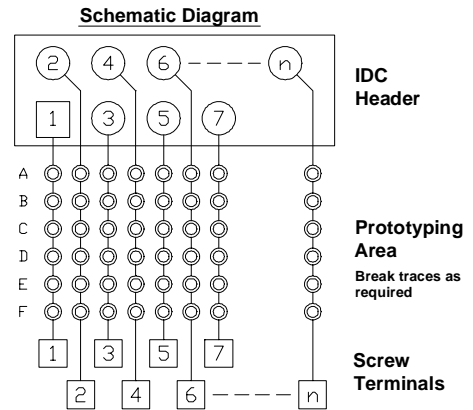
Mechanical and Electrical Information



Top View



Front View



Stock Number	Terminals	Length "L"
100-7625 / 20	20	3.000"
100-7625 / 24	24	3.750"
100-7625 / 26	26	3.750"
100-7625 / 34	34	4.500"
100-7625 / 40	40	5.000"
100-7625 / 50	50	6.000"

Other sizes and styles available on request. Contact SCIDYNE directly.

SPECIFICATIONS

General:

IDC Header:	Brass / Gold plated over Nickel. Full shroud with retainer/ejector latches and key
Terminal Block:	Brass / Nickel plated cage. Molding: Polyamide, UL94, V-0
Terminal Wire Range:	12 - 24 AWG
Max. Screw Torque:	5 lb-in.
Electrical Rating:	250V/3A max. per connection, 100V max. isolation between adjacent connections
Printed Circuit Board:	Single-Sided FR-4, solder masked and silk screened
Prototype area:	Grid of 0.036" dia. holes evenly spaced on 0.1" centers
Operating Temperature:	-10°C to +70°C
Storage Temperature:	-40°C to +85°C
Relative Humidity:	5% - 95%, non-condensing

Ordering

Information:	100-7625 / XX*,	IDC Ribbon Cable to Screw Terminal Board
	115-7623 / XX*,	Ribbon Cable, Female IDC connector on each end, 18" long
	121-0003-12,	SNAPTRACK®, 3" wide, 12" long
	121-0004,	DIN rail mounting clips for use with SNAPTRACK®
	121-0005-12,	DIN rail, 35mm x 7.5mm (EN50022-35), 12" long

* XX denotes number of ribbon cable conductors and/or number of screw terminals.
Please specify when ordering.

Snaptrack is a trademark of Thomas & Betts / Augat / RDI



www.scidyne.com

Pembroke, MA USA / Tel: (781) 293-3059 / Fax: (781) 293-4034